



PODA DE FORMACIÓN CON TALO MÚLTIPLE


1 Desmoche do talo




2 Déixanse crecer 2-3 pólas




3 Desmóchanse as pólas



4 Rebrotos



5 Pódanse as dúas pólas como talos separados



6 Forma definitiva

